



Accepting Changes to Developer Agreements

[SchoolMessenger](#)

100 Enterprise Way, Suite A-300
Scotts Valley, CA 95066
888-527-5225
www.schoolmessenger.com

Contents

Introduction.....	3
Prerequisite.....	3
Viewing the Agreements.....	3

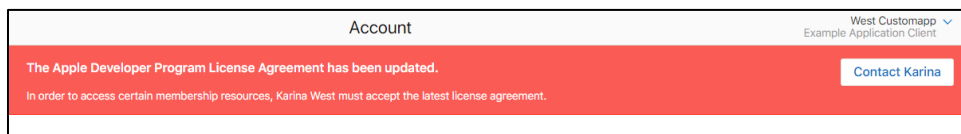
Introduction

Once a year, Apple requires developers to review and accept an updated Apple Developer Program License Agreement. These updated agreements have to be accepted or we will be unable to make administration level changes or additions to your application.

Prerequisite

In order to accept any new agreements, you will need to log in a user account with the appropriate level of permission for your application.


If you are not sure which user that is, if you go to <https://developer.apple.com/account>, you will see a banner telling you who needs to review your agreement.



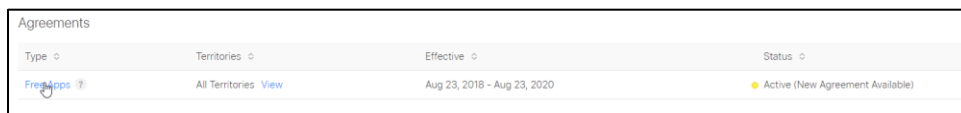
Viewing the Agreements

To view the pending agreements, go to <https://appstoreconnect.apple.com> and log in to your developer account.

Click the **Agreements, Tax, and Banking Icon**.



In the list of **Agreements**, click any agreement that is flagged as having a **New Agreement Available** in its **Status**.



Review and accept the updated agreements.